

PANORAMA FAHRKÖRBE

*PANORAMIC CARS*

CITYLINE

COMPETENCE IN COMPONENTS



PANORAMA FAHRKÖRBE  
**PANORAMIC CARS**

<b>ATLANTIS</b>	Maße <i>Dimensions</i>		Definition <i>Definition</i>	
	standard <i>standard</i>	veränderbar <i>changeable</i>	standard <i>standard</i>	veränderbar <i>changeable</i>
CITYLINE FLEXIBEL / <i>FLEXIBLE</i>		✓	✓	✓
ISOLINE STANDARD / <i>STANDARD</i>				
ECO LINE ECONOMIC / <i>ECONOMIC</i>				



**Innenausstattung (Standard Fahrkorb)**

Wand Paneele	V2A / Strukturiert
Front	V2A / Spiegelblank
Handlauf	V2A / geschliffen / Korn 240
Spiegel	keine
Decke	V2A / Spiegelblank
Beleuchtung	Halogen Spot / 12V 50W
Abdeckung	Spot
Sockelleiste	V2A / Spiegelblank
Boden	Granit natur / Labrador
Tableau	Nicht enthalten

Sonderausstattung s. Seite 12

**Interior Materials (Standard Cabin)**

<i>Wall Panels</i>	<i>St.Steel / textured</i>
<i>Profiles</i>	<i>St.Steel / Super Mirror</i>
<i>Hand Rail</i>	<i>St.Steel / satinated / Grain 240</i>
<i>Mirror</i>	<i>none</i>
<i>Ceiling</i>	<i>St.Steel / Super Mirror</i>
<i>Lighting</i>	<i>Halogen spot/ 12V 50W</i>
<i>Diffuser</i>	<i>Spot</i>
<i>Kickplate</i>	<i>St.Steel / Super Mirror</i>
<i>Floor</i>	<i>Natural Granite / Labrador</i>
<i>Operating Panel</i>	<i>not included</i>

*Exterior Materials s. page 12*

Die Personenfahrkörbe werden gemäß EN-81 und ISO 4190-Regeln hergestellt.

*Passenger cars are manufactures according to EN-81 and ISO 4190 rules.*

## PANORAMA FAHRKÖRBE

### PANORAMIC CARS

<b>BARCELONA</b>	Maße <i>Dimensions</i>		Definition <i>Definition</i>	
	standard <i>standard</i>	veränderbar <i>changeable</i>	standard <i>standard</i>	veränderbar <i>changeable</i>
CITYLINE FLEXIBEL / <i>FLEXIBLE</i>		✓	✓	✓
ISOLINE STANDARD / <i>STANDARD</i>				
ECO LINE ECONOMIC / <i>ECONOMIC</i>				



#### Innenausstattung (Standard Fahrkorb)

Wand Paneele	V2A / geschliffen / Korn 240
Front	V2A / geschliffen / Korn 240
Handlauf	V2A / geschliffen / Korn 240
Spiegel	keine
Decke	V2A / geschliffen / Korn 240
Beleuchtung	Halogen Spot / 12V 50W
Abdeckung	Spot
Sockelleiste	V2A / geschliffen / Korn 240
Boden	Linoleum / Anthrazit / 31619
Tableau	Nicht enthalten

Sonderausstattung s. Seite 12

#### Interior Materials (Standard Cabin)

<i>Wall Panels</i>	<i>St.Steel / satinated / Grain 240</i>
<i>Profiles</i>	<i>St.Steel / satinated / Grain 240</i>
<i>Hand Rail</i>	<i>St.Steel / satinated / Grain 240</i>
<i>Mirror</i>	<i>none</i>
<i>Ceiling</i>	<i>St.Steel / satinated / Grain 240</i>
<i>Lighting</i>	<i>Halogen spot/ 12V 50W</i>
<i>Diffuser</i>	<i>Spot</i>
<i>Kickplate</i>	<i>St.Steel / satinated / Grain 240</i>
<i>Floor</i>	<i>Linoleum / Antrasit / 31619</i>
<i>Operating Panel</i>	<i>not included</i>

Exterior Materials s. page 12

Die Personenfahrkörbe werden gemäß EN-81 und ISO 4190-Regeln hergestellt.

*Passenger cars are manufactures according to EN-81 and ISO 4190 rules.*

## PANORAMA FAHRKÖRBE

### PANORAMIC CARS

<b>DUBAI</b>	Maße <i>Dimensions</i>		Definition <i>Definition</i>	
	standard <i>standard</i>	veränderbar <i>changeable</i>	standard <i>standard</i>	veränderbar <i>changeable</i>
CITYLINE FLEXIBEL / <i>FLEXIBLE</i>		✓	✓	✓
ISOLINE STANDARD / <i>STANDARD</i>				
ECO LINE ECONOMIC / <i>ECONOMIC</i>				



#### Innenausstattung (Standard Fahrkorb)

Wand Paneele	V2A / geschliffen / Korn 240
Front	V2A / Gold geschliffen
Handlauf	V2A / geschliffen / Korn 240
Spiegel	keine
Decke	V2A / geschliffen / Korn 240
Beleuchtung	Halogen Spot / 12V 50W
Abdeckung	Spot
Sockelleiste	V2A / Gold geschliffen
Boden	Linoleum / Anthrazit / 31619
Tableau	Nicht enthalten

Sonderausstattung s. Seite 12

#### Interior Materials (Standard Cabin)

<i>Wall Panels</i>	<i>St.Steel / satinated / Grain 240</i>
<i>Profiles</i>	<i>St.Steel / Gold satinated</i>
<i>Hand Rail</i>	<i>St.Steel / satinated / Grain 240</i>
<i>Mirror</i>	<i>none</i>
<i>Ceiling</i>	<i>St.Steel / satinated / Grain 240</i>
<i>Lighting</i>	<i>Halogen spot/ 12V 50W</i>
<i>Diffuser</i>	<i>Spot</i>
<i>Kickplate</i>	<i>St.Steel / Gold satinated</i>
<i>Floor</i>	<i>Linoleum / Antrasit / 31619</i>
<i>Operating Panel</i>	<i>not included</i>

Exterior Materials s. page 12

Die Personenfahrkörbe werden gemäß EN-81 und ISO 4190-Regeln hergestellt.

*Passenger cars are manufactures according to EN-81 and ISO 4190 rules.*

## PANORAMA FAHRKÖRBE

### PANORAMIC CARS

<b>HAMBURG</b>	Maße <i>Dimensions</i>		Definition <i>Definition</i>	
	standard <i>standard</i>	veränderbar <i>changeable</i>	standard <i>standard</i>	veränderbar <i>changeable</i>
CITYLINE FLEXIBEL / <i>FLEXIBLE</i>		✓	✓	✓
ISOLINE STANDARD / <i>STANDARD</i>				
ECO LINE ECONOMIC / <i>ECONOMIC</i>				



#### Innenausstattung (Standard Fahrkorb)

Wand Paneele	V2A / geschliffen / Korn 240
Front	V2A / geschliffen / Korn 240
Handlauf	V2A / geschliffen / Korn 240
Spiegel	keine
Decke	V2A / geschliffen / Korn 240
Beleuchtung	Mini Halogen Spot / 12V 50W
Abdeckung	Spot
Sockelleiste	V2A / geschliffen / Korn 240
Boden	Linoleum / Anthrazit / 31619
Tableau	Nicht enthalten

Sonderausstattung s. Seite 12

#### Interior Materials (Standard Cabin)

<i>Wall Panels</i>	<i>St.Steel / satinated / Grain 240</i>
<i>Profiles</i>	<i>St.Steel / satinated / Grain 240</i>
<i>Hand Rail</i>	<i>St.Steel / satinated / Grain 240</i>
<i>Mirror</i>	<i>none</i>
<i>Ceiling</i>	<i>St.Steel / satinated / Grain 240</i>
<i>Lighting</i>	<i>Mini Halogen spot/ 12V 50W</i>
<i>Diffuser</i>	<i>Spot</i>
<i>Kickplate</i>	<i>St.Steel / satinated / Grain 240</i>
<i>Floor</i>	<i>Linoleum / Antrasit / 31619</i>
<i>Operating Panel</i>	<i>not included</i>

Exterior Materials s. page 12

Die Personenfahrkörbe werden gemäß EN-81 und ISO 4190-Regeln hergestellt.

*Passenger cars are manufactures according to EN-81 and ISO 4190 rules.*

PANORAMA FAHRKÖRBE  
PANORAMIC CARS

<b>MONT BLANC</b>	Maße <i>Dimensions</i>		Definition <i>Definition</i>	
	standard <i>standard</i>	veränderbar <i>changeable</i>	standard <i>standard</i>	veränderbar <i>changeable</i>
CITYLINE FLEXIBEL / <i>FLEXIBLE</i>		✓	✓	✓
ISOLINE STANDARD / <i>STANDARD</i>				
ECO LINE ECONOMIC / <i>ECONOMIC</i>				



Innenausstattung (Standard Fahrkorb)

Wand Paneele	V2A / geschliffen / Korn 240
Front	V2A / geschliffen / Korn 240
Handlauf	V2A / geschliffen / Korn 240
Spiegel	keine
Decke	V2A / geschliffen / Korn 240
Beleuchtung	Halogen Spot / 12V 50W
Abdeckung	Spot
Sockelleiste	V2A / geschliffen / Korn 240
Boden	Linoleum / Anthrazit / 31619
Tableau	Nicht enthalten

Sonderausstattung s. Seite 12

*Interior Materials (Standard Cabin)*

<i>Wall Panels</i>	<i>St.Steel / satinated / Grain 240</i>
<i>Profiles</i>	<i>St.Steel / satinated / Grain 240</i>
<i>Hand Rail</i>	<i>St.Steel / satinated / Grain 240</i>
<i>Mirror</i>	<i>none</i>
<i>Ceiling</i>	<i>St.Steel / satinated / Grain 240</i>
<i>Lighting</i>	<i>Halogen spot/ 12V 50W</i>
<i>Diffuser</i>	<i>Spot</i>
<i>Kickplate</i>	<i>St.Steel / satinated / Grain 240</i>
<i>Floor</i>	<i>Linoleum / Antrasit / 31619</i>
<i>Operating Panel</i>	<i>not included</i>

*Exterior Materials s. page 12*


Die Personenfahrkörbe werden gemäß EN-81 und ISO 4190-Regeln hergestellt.

*Passenger cars are manufactures according to EN-81 and ISO 4190 rules.*

## PANORAMA FAHRKÖRBE

### PANORAMIC CARS

<b>MONTANA</b>	Maße <i>Dimensions</i>		Definition <i>Definition</i>	
	standard <i>standard</i>	veränderbar <i>changeable</i>	standard <i>standard</i>	veränderbar <i>changeable</i>
CITYLINE FLEXIBEL / <i>FLEXIBLE</i>		✓	✓	✓
ISOLINE STANDARD / <i>STANDARD</i>				
ECO LINE ECONOMIC / <i>ECONOMIC</i>				



#### Innenausstattung (Standard Fahrkorb)

Wand Paneele	V2A / geschliffen / Korn 240
Front	V2A / geschliffen / Korn 240
Handlauf	V2A / geschliffen / Korn 240
Spiegel	keine
Decke	V2A / geschliffen / Korn 240
Beleuchtung	Mini Halogen Spot / 12V 50W
Abdeckung	Spot
Sockelleiste	V2A / geschliffen / Korn 240
Boden	Linoleum / Anthrazit / 31619
Tableau	Nicht enthalten

Sonderausstattung s. Seite 13

#### Interior Materials (Standard Cabin)

<i>Wall Panels</i>	<i>St.Steel / satinated / Grain 240</i>
<i>Profiles</i>	<i>St.Steel / satinated / Grain 240</i>
<i>Hand Rail</i>	<i>St.Steel / satinated / Grain 240</i>
<i>Mirror</i>	<i>none</i>
<i>Ceiling</i>	<i>St.Steel / satinated / Grain 240</i>
<i>Lighting</i>	<i>Mini Halogen spot/ 12V 50W</i>
<i>Diffuser</i>	<i>Spot</i>
<i>Kickplate</i>	<i>St.Steel / satinated / Grain 240</i>
<i>Floor</i>	<i>Linoleum / Antrasit / 31619</i>
<i>Operating Panel</i>	<i>not included</i>

Exterior Materials s. page 13

Die Personenfahrkörbe werden gemäß EN-81 und ISO 4190-Regeln hergestellt.

*Passenger cars are manufactures according to EN-81 and ISO 4190 rules.*

## PANORAMA FAHRKÖRBE

### PANORAMIC CARS

OSAKA	Maße <i>Dimensions</i>		Definition <i>Definition</i>	
	standard <i>standard</i>	veränderbar <i>changeable</i>	standard <i>standard</i>	veränderbar <i>changeable</i>
CITYLINE FLEXIBEL / <i>FLEXIBLE</i>		✓	✓	✓
ISOLINE STANDARD / <i>STANDARD</i>				
ECO LINE ECONOMIC / <i>ECONOMIC</i>				



#### Innenausstattung (Standard Fahrkorb)

Wand Paneele	Verbundscheiben Sicherheitsglas
Front	V2A / geschliffen / Korn 240
Handlauf	V2A / geschliffen / Korn 240
Spiegel	keine
Decke	V2A / geschliffen / Korn 240
Beleuchtung	Mini Halogen Spot / 12V 50W
Abdeckung	Spot
Sockelleiste	V2A / geschliffen / Korn 240
Boden	Granit natur / Labrador
Tableau	Nicht enthalten

Sonderausstattung s. Seite 13

#### Interior Materials (Standard Cabin)

<i>Wall Panels</i>	<i>Laminated Safety Glass</i>
<i>Profiles</i>	<i>St.Steel / satinated / Grain 240</i>
<i>Hand Rail</i>	<i>St.Steel / satinated / Grain 240</i>
<i>Mirror</i>	<i>none</i>
<i>Ceiling</i>	<i>St.Steel / satinated / Grain 240</i>
<i>Lighting</i>	<i>Mini Halogen spot / 12V 50W</i>
<i>Diffuser</i>	<i>Spot</i>
<i>Kickplate</i>	<i>St.Steel / satinated / Grain 240</i>
<i>Floor</i>	<i>Natural Granite / Labrador</i>
<i>Operating Panel</i>	<i>not included</i>

Exterior Materials s. page 13

Die Personenfahrkörbe werden gemäß EN-81 und ISO 4190-Regeln hergestellt.

*Passenger cars are manufactures according to EN-81 and ISO 4190 rules.*



## PANORAMA FAHRKÖRBE PANORAMIC CARS

<b>OSLO</b>	Maße <i>Dimensions</i>		Definition <i>Definition</i>	
	standard <i>standard</i>	veränderbar <i>changeable</i>	standard <i>standard</i>	veränderbar <i>changeable</i>
CITYLINE FLEXIBEL / <i>FLEXIBLE</i>		✓	✓	✓
ISOLINE STANDARD / <i>STANDARD</i>				
ECO LINE ECONOMIC / <i>ECONOMIC</i>				



### Innenausstattung (Standard Fahrkorb)

Wand Paneele	V2A / geschliffen / Korn 240
Front	V2A / geschliffen / Korn 240
Handlauf	V2A / geschliffen / Korn 240
Spiegel	keine
Decke	V2A / geschliffen / Korn 240
Beleuchtung	Halogen Spot / 12V 50W
Abdeckung	Spot
Sockelleiste	V2A / geschliffen / Korn 240
Boden	Linoleum / Anthrazit / 31619
Tableau	Nicht enthalten

Sonderausstattung s. Seite 13

### Interior Materials (Standard Cabin)

<i>Wall Panels</i>	<i>St.Steel / satinated / Grain 240</i>
<i>Profiles</i>	<i>St.Steel / satinated / Grain 240</i>
<i>Hand Rail</i>	<i>St.Steel / satinated / Grain 240</i>
<i>Mirror</i>	<i>none</i>
<i>Ceiling</i>	<i>St.Steel / satinated / Grain 240</i>
<i>Lighting</i>	<i>Halogen spot/ 12V 50W</i>
<i>Diffuser</i>	<i>Spot</i>
<i>Kickplate</i>	<i>St.Steel / satinated / Grain 240</i>
<i>Floor</i>	<i>Linoleum / Antrasit / 31619</i>
<i>Operating Panel</i>	<i>not included</i>

Exterior Materials s. page 13

Die Personenfahrkörbe werden gemäß EN-81 und ISO 4190-Regeln hergestellt.

*Passenger cars are manufactures according to EN-81 and ISO 4190 rules.*

## PANORAMA FAHRKÖRBE

### PANORAMIC CARS

<b>PAMUKKALE</b>	Maße <i>Dimensions</i>		Definition <i>Definition</i>	
	standard <i>standard</i>	veränderbar <i>changeable</i>	standard <i>standard</i>	veränderbar <i>changeable</i>
CITYLINE FLEXIBEL / <i>FLEXIBLE</i>		✓	✓	✓
ISOLINE STANDARD / <i>STANDARD</i>				
ECO LINE ECONOMIC / <i>ECONOMIC</i>				



#### Innenausstattung (Standard Fahrkorb)

Wand Paneele	Laminat / Ahorn 206
Front	V2A / geschliffen / Korn 240
Handlauf	V2A / geschliffen / Korn 240
Spiegel	keine
Decke	V2A / geschliffen / Korn 240
Beleuchtung	Halogen Spot / 12V 50W
Abdeckung	Spot
Sockelleiste	V2A / geschliffen / Korn 240
Boden	Linoleum / Anthrazit / 31619
Tableau	Nicht enthalten

Sonderausstattung s. Seite 13

#### Interior Materials (Standard Cabin)

<i>Wall Panels</i>	<i>Laminate / Maple 206</i>
<i>Profiles</i>	<i>St.Steel / satinated / Grain 240</i>
<i>Hand Rail</i>	<i>St.Steel / satinated / Grain 240</i>
<i>Mirror</i>	<i>none</i>
<i>Ceiling</i>	<i>St.Steel / satinated / Grain 240</i>
<i>Lighting</i>	<i>Halogen spot/ 12V 50W</i>
<i>Diffuser</i>	<i>Spot</i>
<i>Kickplate</i>	<i>St.Steel / satinated / Grain 240</i>
<i>Floor</i>	<i>Linoleum / Antrasit / 31619</i>
<i>Operating Panel</i>	<i>not included</i>

Exterior Materials s. page 13

Die Personenfahrkörbe werden gemäß EN-81 und ISO 4190-Regeln hergestellt.

*Passenger cars are manufactures according to EN-81 and ISO 4190 rules.*

## PANORAMA FAHRKÖRBE

### PANORAMIC CARS

<b>STOCKHOLM</b>	Maße <i>Dimensions</i>		Definition <i>Definition</i>	
	standard <i>standard</i>	veränderbar <i>changeable</i>	standard <i>standard</i>	veränderbar <i>changeable</i>
CITYLINE FLEXIBEL / <i>FLEXIBLE</i>		✓	✓	✓
ISOLINE STANDARD / <i>STANDARD</i>				
ECO LINE ECONOMIC / <i>ECONOMIC</i>				



#### Innenausstattung (Standard Fahrkorb)

Wand Paneele	V2A / geschliffen / Korn 240
Front	V2A / geschliffen / Korn 240
Handlauf	V2A / geschliffen / Korn 240
Spiegel	keine
Decke	V2A / geschliffen / Korn 240
Beleuchtung	Halogen Spot / 12V 50W
Abdeckung	Spot
Sockelleiste	V2A / geschliffen / Korn 240
Boden	Linoleum / Anthrazit / 31619
Tableau	Nicht enthalten

Sonderausstattung s. Seite 13

#### Interior Materials (Standard Cabin)

<i>Wall Panels</i>	<i>St.Steel / satinated / Grain 240</i>
<i>Profiles</i>	<i>St.Steel / satinated / Grain 240</i>
<i>Hand Rail</i>	<i>St.Steel / satinated / Grain 240</i>
<i>Mirror</i>	<i>none</i>
<i>Ceiling</i>	<i>St.Steel / satinated / Grain 240</i>
<i>Lighting</i>	<i>Halogen spot/ 12V 50W</i>
<i>Diffuser</i>	<i>Spot</i>
<i>Kickplate</i>	<i>St.Steel / satinated / Grain 240</i>
<i>Floor</i>	<i>Linoleum / Antrasit / 31619</i>
<i>Operating Panel</i>	<i>not included</i>

Exterior Materials s. page 13

Die Personenfahrkörbe werden gemäß EN-81 und ISO 4190-Regeln hergestellt.

*Passenger cars are manufactures according to EN-81 and ISO 4190 rules.*



WITTUR

## PANORAMA FAHRKÖRBE SONDERAUSSTATTUNG PANORAMIC CARS EXTERIOR MATERIALS

### ATLANTIS

Form	rund / Typ P 10
Glas	Verbundscheiben Sicherheitsglas
Oberseite	kreisförmig
Material Oberseite	Verbundscheiben Sicherheitsglas
Unterseite	flach
Material Unterseite	Epoxy pulverbeschichtet / 73 773

Shape	round / Type P 10
Glass	Laminated safety glass
Top cover	circular
Top cover material	Laminated safety glass
Bottom cover	flat
Bottom cover material	Epoxy powderpaint / 73 773

### BARCELONA

Form	flach / Typ P 11
Glas	Verbundscheiben Sicherheitsglas
Oberseite	flach
Material Oberseite	V2A / geschliffen / Korn 240
Unterseite	flach
Material Unterseite	V2A / geschliffen / Korn 240

Shape	flat / Type P 11
Glass	Laminated safety glass
Top cover	flat
Top cover material	St.Steel / Satinated / Grain 240
Bottom cover	flat
Bottom cover material	St.Steel / Satinated / Grain 240

### DUBAI

Form	prisma / Typ P 14
Glas	Verbundscheiben Sicherheitsglas
Oberseite	flach / abgestuft
Material Oberseite	V2A / Gold geschliffen
Unterseite	flach / abgestuft
Material Unterseite	V2A / Gold geschliffen

Shape	prismatic / Type P 14
Glass	Laminated safety glass
Top cover	flat / one stage
Top cover material	St.Steel / Gold satinated
Bottom cover	flat / one stage
Bottom cover material	St.Steel / Gold satinated

### HAMBURG

Form	prisma / Typ P 04
Glas	Verbundscheiben Sicherheitsglas
Oberseite	prisma / abgescrängt
Material Oberseite	V2A / geschliffen / Korn 240
Unterseite	flach / abgescrängt
Material Unterseite	V2A / geschliffen / Korn 240

Shape	prismatic / Type P 04
Glass	Laminated safety glass
Top cover	prismatic / one stage
Top cover material	St.Steel / Satinated / Grain 240
Bottom cover	flat / one stage
Bottom cover material	St.Steel / Satinated / Grain 240

### MONT BLANC

Form	Rund / Typ P 12
Glas	Verbundscheiben Sicherheitsglas
Oberseite	kugelförmig
Material Oberseite	Plexiglas milchweiss
Unterseite	kugelförmig
Material Unterseite	Plexiglas milchweiss

Shape	round / Type P 12
Glass	Laminated safety glass
Top cover	global
Top cover material	plexiglass
Bottom cover	global
Bottom cover material	plexiglass



WITTUR

## PANORAMA FAHRKÖRBE SONDERAUSSTATTUNG PANORAMIC CARS EXTERIOR MATERIALS

### MONTANA

Form	prisma / Typ P 14
Glas	Verbundscheiben Sicherheitsglas
Oberseite	flach
Material Oberseite	Polyurethan lackiert / RAL 9005
Unterseite	flach
Material Unterseite	Polyurethan lackiert / RAL 9005

Shape	<i>prismatic / Type P 14</i>
Glass	<i>Laminated safety glass</i>
Top cover	<i>flat</i>
Top cover material	<i>Polyurethan paint / RAL 9005</i>
Bottom cover	<i>flat</i>
Bottom cover material	<i>Polyurethan paint / RAL 9005</i>

### OSAKA

Form	rund / Typ P 12
Glas	Verbundscheiben Sicherheitsglas
Oberseite	kreisförmig
Material Oberseite	V2A / geschliffen / Korn 240
Unterseite	flach
Material Unterseite	V2A / geschliffen / Korn 240

Shape	<i>round / Type P 12</i>
Glass	<i>Laminated safety glass</i>
Top cover	<i>circular</i>
Top cover material	<i>St.Steel / Satinated / Grain 240</i>
Bottom cover	<i>flat</i>
Bottom cover material	<i>St.Steel / Satinated / Grain 240</i>

### OSLO

Form	prisma / Typ P 04
Glas	Verbundscheiben Sicherheitsglas
Oberseite	prisma / abgeschrägt
Material Oberseite	Polyurethan lackiert / RAL 9005
Unterseite	flach / abgeschrägt
Material Unterseite	Polyurethan lackiert / RAL 9005

Shape	<i>prismatic / Type P 04</i>
Glass	<i>Laminated safety glass</i>
Top cover	<i>prismatic / one stage</i>
Top cover material	<i>Polyurethan paint / RAL 9005</i>
Bottom cover	<i>flat / one stage</i>
Bottom cover material	<i>Polyurethan paint / RAL 9005</i>

### PAMUKKALE

Form	rund / Typ P 09
Glas	Laminiertes Sicherheitsglas
Oberseite	Halbkugel
Material Oberseite	Plexiglas
Unterseite	Halbkugel
Material Unterseite	Plexiglas

Shape	<i>round / Type P 09</i>
Glass	<i>Laminated safety glass</i>
Top cover	<i>half globe</i>
Top cover material	<i>Plexiglass</i>
Bottom cover	<i>half globe</i>
Bottom cover material	<i>Plexiglass</i>

### STOCKHOLM

Form	Rund / Typ P 13
Glas	Verbundscheiben Sicherheitsglas
Oberseite	rund / abgestuft
Material Oberseite	V2A / geschliffen / Korn 240
Unterseite	rund / abgestuft
Material Unterseite	V2A / geschliffen / Korn 240

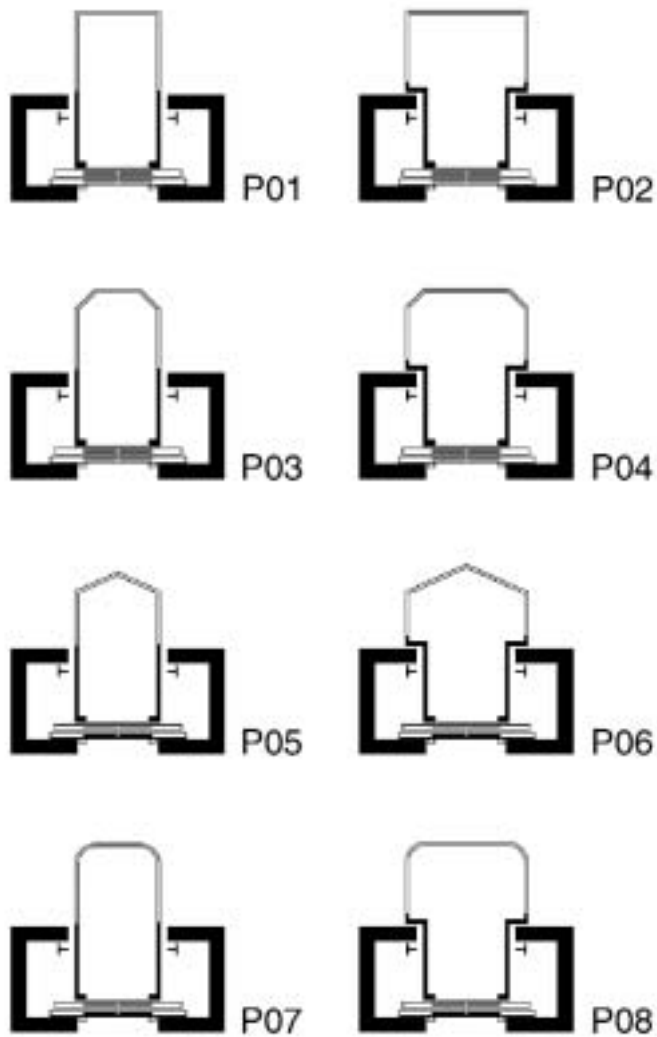
Shape	<i>round / Type P 13</i>
Glass	<i>Laminated safety glass</i>
Top cover	<i>round / one stage</i>
Top cover material	<i>St.Steel / Satinated / Grain 240</i>
Bottom cover	<i>round / one stage</i>
Bottom cover material	<i>St.Steel / Satinated / Grain 240</i>

---

---

PANORAMA FAHRKÖRBE  
*PANORAMIC CARS*

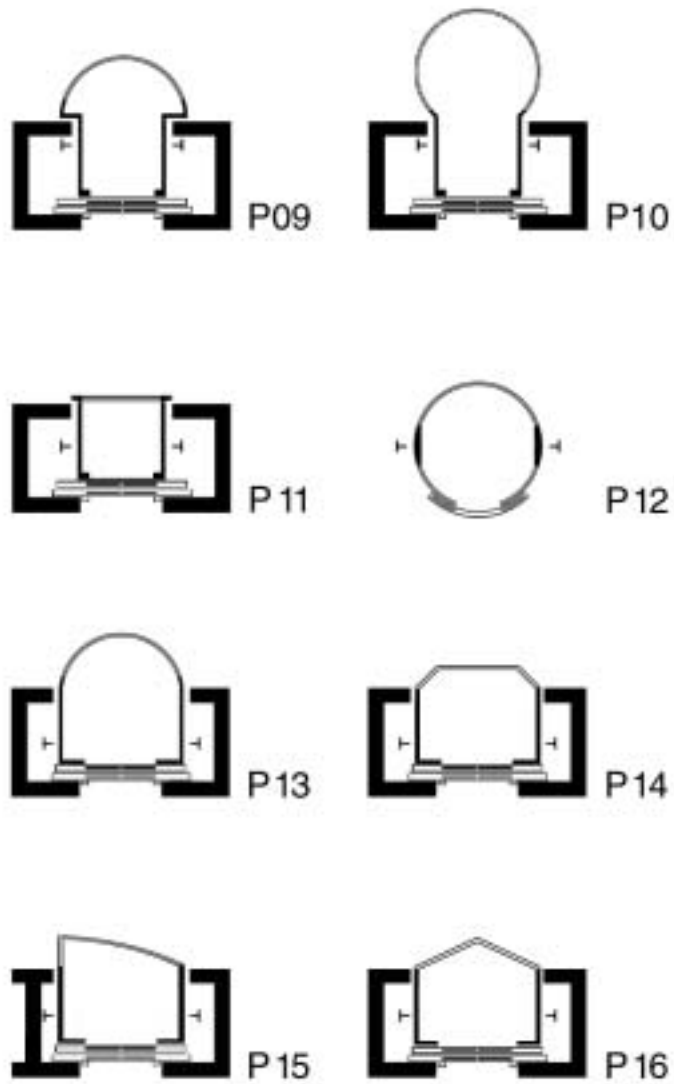
PLANUNG  
*LAYOUT*



PANORAMA FAHRKÖRBE  
*PANORAMIC CARS*

PLANUNG

*LAYOUT*





**Produktionsunternehmen**  
**Manufacturing companies**

**Argentina: SOIMET SAICI**  
Av. Belgrano 2445,  
(B1872FVD) Sarandí - Pcia. de Buenos Aires  
Argentina  
Phone +54 11 4 205-1420, Fax +54 11 4 205-4745  
http://www.soimet.com, info@soimet.com

**Australia: WITTUR PTY. LTD.**  
9 Squill Place, Armdeil Park, NSW 2148, Australia  
Phone +61 2 9676 3711, Fax +61 2 9676 3722  
info@wittur.com.au

**Austria: WITTUR GMBH**  
Sowitschstrasse 1, A-3270 Scheibbs  
Phone +43 7482 42542 0, Fax +43 7482 42542 32  
info@wittur.at

**Austria: WITTUR GMBH**  
Voitgasse 6, A-1220 Wien  
Phone +43 1 258 55 00 0, Fax +43 1 258 55 00 109  
http://www.wittur.at, info@wittur.at

**Brasil: WITTUR LTDA.**  
Rodovia Celso Garcia Cid, 1406  
Jardim Ana Elisa - 86188-000 Cambé - PR  
Brasil  
Phone: +55 43 251 21 00, Fax +55 43 251 21 30  
info.pr@wittur.com.br

**Canada: WITTUR INC.**  
9437 192nd Street, V4N 3R7 Surrey (BC) Canada  
Phone: +1 604 881 2577, Fax: +1 604 881 2574  
http://www.wittur.com, info-na@wittur.com

**China: WITTUR ELEVATOR COMPONENTS  
(SUZHOU) CO. LTD.**  
No. 18 Shexing Road, Beishe Township, Wujiang,  
Jiangsu Province, China 215214  
Phone +86 512 32 20 888, Fax +86 512 32 20 887  
http://www.wittur.com.cn, info@wittur.com.cn

**Germany: SYSTEM ANTRIEBSTECHNIK DRESDEN GMBH**  
Offenburger Str. 3, D-01189 Dresden  
Phone +49 351 40 440, Fax +49 351 40 44 111  
http://www.sadgmbh.de, info@sadgmbh.de

**Germany: WITTUR GMBH**  
Frankfurter Straße 22, D-65527 Niedernhausen  
Phone: +49 6127 9061 0, Fax: +49 6127 9061 90  
info@witturgmbh.de

**Italy: OFFICINA MECCANICA SPOTTI S.R.L.**  
Via Martinella, 42/b, I-43010 Alberi (PR)  
Phone +39 0521 969938, Fax +39 0521 967974  
info@spotticabine.it

**Italy: OMAR LIFT S.R.L.**  
Via F.lli Kennedy, 22/D, I-24060 Bagnatica (BG)  
Phone +39 035 689611, Fax +39 035 689671  
http://www.omarlift.it, info@omarlift.it

**Italy: SICOR S.P.A.**  
Viale Caproni, 15, I-38068 Rovereto (TN)  
Phone +39 0464 484 111, Fax +39 0464 484 100  
http://www.sicor-spa.it, info@sicor-spa.it

**Italy: SICOR S.P.A.**  
Via Nanni Costa, 14, I-40133 Bologna  
Phone +39 051 6421611, Fax +39 051 6421600

**Italy: WITTUR S.R.L.**  
Via G. Di Vittorio 34, 38068 Rovereto (TN)  
Phone: +39 0464 486760, Fax: +39 0464 480617,  
http://www.wittur.it, info@wittur.it

**Italy: WITTUR S.P.A.**  
Via Macedonio Melloni, 12, I-43052 Colorno (PR)  
Phone +39 0521 311 1, Fax +39 0521 311 200  
http://www.wittur.it, info@wittur.it

**Spain: SELCOM ARAGÓN, S.A.**  
Polígono Industrial Las Acacias, C/Ebro, 26,  
E-28840 Mejorada del Campo (Madrid)  
Phone +34 91 6794340, Fax +34 91 6790139  
info@selcom-aragon.com

**Spain: SELCOM ARAGÓN, S.A.**  
Polígono Ind. Malpica, Calle E - n° 8  
E-50016 Zaragoza  
Phone +34 976 763900, Fax +34 976 763901  
http://www.selcom-aragon.com,  
info@selcom-aragon.com

**Turkey: PROMETAL LTD.**  
Y-Dudullu Organize Sanayi Bölgesi, Nato Yolu Caddesi  
6386 Parsel, TR-81260 İstanbul  
Phone +90 216 313 97 63, Fax +90 216 4205895

**Turkey: WITTUR**  
Asansör Sanayi ve Ticaret Limited Sirketi  
Dudullu Organize Sanayi Bölgesi No. 13  
Umranıye TR-81260 İstanbul Türkiye  
Phone +90 216 415 55 67, Fax +90 216 415 55 68  
http://www.wittur.com.tr, info@wittur.com.tr

**United Kingdom: LIFTEKNIK LIMITED**  
Clywedog Road North, Wrexham Industrial Estate,  
Wrexham LL13 9XN, United Kingdom  
Phone +44 1978 661152, Fax +44 1978 661153  
http://www.lifteknic.co.uk, info@lifteknic.co.uk

**USA: WITTUR INC.**  
PO Box 987, 7702 Fifth Avenue, Strother Field Industrial  
Park, Arkansas City, Kansas 67005 USA  
Phone +1 620 442 2510, Fax +1 620 442 7041  
info@selcom-usa.com

**Logistik**  
**Logistic**

**Belgium: WITTUR NV/SA**  
Industriezone Mechelen Zuid II  
E. Walschaertsstraat 15/15, B-2800 Mechelen  
Phone: +32 15 28 40 90, Fax: +32 15 42 1207  
info@wittur.be

**Brasil: WITTUR LTDA.**  
Avda. Santa Catarina, 788  
Vila Santa Catarina - 04378-000 Sao Paulo - SP  
Brasil  
Phone: +55 11 5032-0818, Fax +55 11 5032-1622  
info@wittur.com.br

**Canada: WITTUR INC., TORONTO OFFICE**  
Unit 11 - 4055 Sladeview Crescent, Mississauga ON,  
Canada L5L 5Y1  
Phone +1 905 820 1594 Fax +1 905 820 16 01  
Toll free 1-800-417-2892  
http://www.wittur.com, info-na@wittur.com

**China: WITTUR ELEVATOR COMPONENTS  
(SUZHOU) CO. LTD. BEIJING OFFICE**  
Room 311 Zhouji Edifice, No.16 Ande Road,  
Dongcheng District,  
Beijing, China 100011  
Phone: +86 10 84882413; Fax: +86 10 84882412  
http://www.wittur.com.cn, bjoffice@wittur.com.cn

**China: WITTUR ELEVATOR COMPONENTS  
(SUZHOU) CO. LTD., GUANGZHOU OFFICE**  
Room 2306, Bank of America Plaza,  
No. 555 Ren Min Road, Guangzhou 510145, China  
Phone +86 20 8130 3517, Fax +86 20 8130 3052  
http://www.wittur.com.cn, gzoffice@wittur.com.cn

**China: WITTUR ELEVATOR COMPONENTS  
(SUZHOU) CO. LTD., SHANGHAI OFFICE**  
Room 1209, 12 Floor China Enterprise Tower Complex,  
No. 2 Huashan Road, Shanghai 200040 China  
Phone +86 21 62726110, Fax +86 21 6217 3360  
http://www.wittur.com.cn, shoffice@wittur.com.cn

**Croatia: WITTUR D.O.O.**  
Horvatova 27, Sv. Klara  
HR-10020 Zagreb  
Phone / Fax +385 1 6606777, Phone +385 1 6606778  
wittur@zg.hinet.hr

**Czech Republic: WITTUR S.R.O.**  
Javorova 1, CZ-693 01 Hustopeče u. Brna  
Phone +420 626 41 34 15, Fax +420 626 41 34 16  
wittur@wittur.cz

**France: WITTUR S.A.R.L.**  
7, Rue des Cévennes-CE 1815,  
ZI de la Petite Montagne Sud, F-91018 Evry Cedex  
Phone +33 1 60 86 06 04, Fax +33 1 60 86 20 46  
courrier@wegam.fr

**Germany: WITTUR AG**  
Rohrbachstr. 26-30, D-85259 Wiedenzhausen  
Phone +49 8134 18 0, Fax +49 8134 18 49  
http://www.wittur.com, info@wittur.com

**Hong Kong: WITTUR LTD.**  
Unit 1901-02, 19/F  
682-684 Castle Peak Road,  
Kowloon, Hong Kong  
Phone +852 2462 6222, Fax +852 2460 7946  
info@wittur.com.hk

**Hungary: WITTUR KFT.**  
Robert Károlyi krt. 61-65., I. em., H-1134 Budapest  
Phone +36 1 465 6907, Fax +36 1 465 6915  
info@wittur.hu

**Italy: WITTUR ROMA S.R.L.**  
Via della Magliana 56, I-00146 Roma  
Phone +39 06 55 77 361, Fax +39 06 55 79 725  
info@wittur-roma.it

**Israel: WITTUR LTD.**  
7 Yad-Harutzim Street, P.O.B. 8319  
New industrial zone, Natanya 42505, Israel  
Phone +972 9 8350405, Fax +972 9 8350598  
info@wittur.co.il

**Japan: WITTUR K.K.**  
4F, Hayama Building 5, 1-3-1 Zip 222-0033,  
Shin Yokohama, Kohoku-ku, Yokohama, Japan  
Phone +81 45 478 1791, Fax +81 45 478 1792  
info@wittur.co.jp

**Netherlands: WITTUR B.V.**  
Industrieterrein "De Vaart", Remmingweg 18,  
Postbus 1002, NL-1300 BA Almere  
Phone +31 36 532 07 00, Fax +31 36 532 23 68  
http://www.wittur.nl, info@wittur.nl

**Poland: WITTUR SP. Z O.O.**  
Bokserska 64, PL-02-690 Warszawa  
Phone: +48 22 847 8990, Fax +48 22 847 8991

**Portugal: WITTUR LDA.**  
**COMPONENTES PARA ELEVADORES**  
Zona ind. Cabra Figa, lote 2, Estrada Nacional 249 - 4  
PT-2635 - 047 Rio de Mouro  
Phone +351 21915 85 20, Fax +351 21915 85 29  
witturlda@net.sapo.pt

**Singapore: WITTUR PTE., LTD.**  
16 Tuas Avenue 11 Singapore 639082  
Phone +65 898 4962, Fax +65 898 4961  
info@wittur.com.sg

**Spain: WITTUR SPAIN, S.L.**  
Polígono Ind. Malpica, Calle E - n° 6  
E-50016 Zaragoza  
Phone +34 976 763 900, Fax +34 976 763 901  
http://www.wittures.es, info@wittur.es

**Spain: WITTUR SPAIN, S.L., BARCELONA OFFICE**  
Polígono Ind. Almeda, Calle Mercuri, 38-40  
08940 Cornellà de Llobregat (Barcelona)  
Phone +34 93 474 3330, Fax +34 93 474 3464  
sales-barcelona@wittur.es

**Spain: WITTUR SPAIN, S.L., MADRID OFFICE**  
Polígono Ind. Las Acacias, Calle Ebro, 26  
28840 Mejorada del Campo (Madrid)  
Phone +34 91 679 4340, Fax +34 91 679 0139  
sales-madrid@wittur.es

**Sweden: WITTUR AB**  
Ekbacksvägen 28, 168 69 Bromma  
Phone +46 8555 36 305, Fax +46 8555 36 306  
info@wittur.se

**Switzerland: WITTUR AG**  
Frohburgstraße 29, CH-8832 Wollerau  
Phone +41 1 687 53 87, Fax +41 1 687 53 88

**Vertretungen**  
**Agents**

**OMAR**

**Greece: OMAR LIFT agent**  
ANELCO A.E.  
Paparigopoulo St. 50, GR-12132 Peristeri,  
Athens  
Phone +30 1 5751654, Fax +30 1 5752861

**SICOR**

**Iran: SICOR agent**  
ALIREZA RAHIMI ARDELI c/o Kouple Ascensor Co.  
4th Floor No. 19, Bagher Khan Street,  
14196 Tehran, Iran  
Phone +98 21 6420964, Fax +98 21 6420965  
kouple@systemgroup.net

**WITTUR (SELCOM doors)**

**Greece: WITTUR agent**  
KOSTAS KARABELAS S.A.  
109 Alkamenou Street, GR-10446 Athens  
Phone: +30 1 8811927, Fax +30 1 8822308  
kara-sa@ath.forthnet.gr

**Egypt: WITTUR agent**  
**(Production under WITTUR licence)**  
ELTOUNY ELEVATOR CO.  
3rd Industrial Area - Plot No. 122 -  
6th of October City, Egypt  
Phone +2 011 34 34 40 / 34 34 50, Fax +2 011 340 140  
http://www.eltouny.com, eltouny@eltouny.com

**WITTUR (all products)**

**Norway: WITTUR agent**  
HAANES IMPORT AS  
Postboks 199 Sentrum, N-0102 Oslo,  
Phone +47 22 412965, Fax +47 22 426719

**India: WITTUR agent**  
M.S. Mangaleswaran  
"Jains Fernhills" S-2, II Floor  
76/132, Santhome High Road, Mylapore,  
Chennai - 600004, Tamilnadu, South India  
Phone +91 44 495 2451, Fax +91 44 461 4375  
witturindia@eth.net

**Korea: WITTUR agent**  
SDC Korea  
#503, 256-13 Gongduck-dong, Mapo-ku,  
Seoul, Korea  
Phone +82 2 3211 2536, Fax +82 2 3272 2535  
sh.kim@wittur.com

**Zentrale / Head Office**

**WITTUR AG**

Rohrbachstr. 26-30, D-85259 Wiedenzhausen  
Phone +49 8134 18 0, Fax +49 8134 18 49  
http://www.wittur.com, info@wittur.com

**Ihr Ansprechpartner**

**Please contact**